

ON-TRAK

ON-TRAK
Photonics, Inc

Table of contents

Position Sensitive Detectors (PSDs)	4
OT-7000 Laser Alignment System	5
OT-4040 Alignment Laser System	7
OT-5000 RLT	9
CPS-180 Collimated Laser Diode Module	11
SPC PSM High Speed Position Sensing Module	12
PSM Series Position Sensing Modules	13
OT-301DL – Position Sensing Amplifier For Duolateral PSDs	15
OT-301SL – Position Sensing Amplifier For Single Axis PSD	16
OT-302D Display Module – On-Trak	17
OT-301 Position Sensing Amplifier – On-Trak	18
OT-100 High Speed Position Sensing Amplifier – On-Trak	20
SEEPOS Measurement System	21
OT-7000 Laser Alignment System	22
OT-4040 Alignment Laser System	24
OT-5000 RLT	26
OT-2020 Rotating Laser Target System	28

On-Trak



On-Trak Photonics is a U.S.-based leader in precision alignment and optical measurement technologies, specializing in Position Sensing Detector (PSD) systems for the photonics industry. Their solutions are designed for real-time, high-resolution position feedback across a wide range of optical and laser-based applications.


ON-TRAK
Photonics, Inc.

With a focus on analog PSD technology, On-Trak delivers tools capable of sub-micron accuracy, supporting applications such as beam steering, interferometry, optical metrology, and alignment of laser systems. Their systems—ranging from standalone detectors to complete laser alignment modules—are widely adopted in laboratory research, semiconductor manufacturing, aerospace, and industrial automation.

Engineered for precision, reliability, and ease of integration, On-Trak's products enable high-performance positioning and control in demanding photonics and optoelectronic environments.

Advance your optical alignment and measurement capabilities with On-Trak Photonics—where precision meets performance.

POSITION SENSITIVE DETECTORS (PSDS)



OT-7000 Laser Alignment System



Now, the most powerful way to measure alignment at distances up to 300 feet is more convenient and flexible than ever. On-Trak Photonics' OT-7000 Laser Alignment System provides an autocentering and wireless solution for performing real-time measurement of multiple targets along a single reference laser line.

Dynamically monitor work as it progresses. The OT-7000 displays X-Y deviation of each measurement target simultaneously-over your Windows based computer, at the RF controller module, or via LED displays located on each target's dedicated CPU.

Used by leading aircraft manufacturers, shipbuilders and the automotive industry, On-Trak Laser Alignment technology is proven to streamline efficiency and significantly reduce man hours. The OT-7000, with its auto-align and wireless capability, will only boost this productivity further.

Auto-Alignment Capability.

Loading stress and thermal changes during the manufacturing process can cause conventional alignment systems to move out of center on the reference target. The OT-7000 compensates for this with an automatic feedback loop that constantly monitors and re-centers the laser via internal motion controllers. User-programmable settings enable you to adjust centering sensitivity levels and feedback sampling rates. Store these values into memory for future recall.

Multi-Target, Wireless Communication.

No more cabling hassles-tangling, storage, damage, routing headaches, etc. The OT-7000's wireless design makes it easy to instantly add or remove measurement targets anywhere along the laser line. RF spread-spectrum technology (902-928 MHz) provides rock-solid wireless communications between key components.

Advanced Computer Control.

Collect and process measurement data with your Windows-based computer. Beam-Trak 7000 software displays X-Y deviation of all targets, enabling you to dynamically monitor work in progress. 0.001-Inch Resolution At 300 Feet. Optimize precision and gain a greater measure of confidence. The OT-7000 provides 0.001-inch resolution at distances up to 300



feet. A third generation fiber-coupled laser diode delivery system ensures exceptional beam quality over long distances.

OT-4040 Alignment Laser System



Introducing an easy, powerful way to perform accurate alignment measurements on the go. The OT-4040 Alignment Laser System enables instant measurement of X-Y deviation, in real-time, at any point on a visible laser reference line – a line extending up to 300 feet long. Dynamically monitor your project as it unfolds. Simply drop a “transparent” measurement target into any standard NAS tooling sphere along the reference line, and take your reading with the attached central processing unit. The OT-4040 Alignment Laser System is extensively proven by aircraft manufacturers, shipbuilders, and the automotive industry. It has significantly streamlined efficiency and reduced man hours in a varied range of challenging alignment applications.

Silicon Position Sensing Detector

A typical system consists of a single Model OT-4040 LL Alignment Laser, OT-4040 TTS4 Transparent Target, OT-4040 TS4 Reference Target, and two OT-4040 Central Processing Units (one CPU for each target). Numerous options are also available.

0.001-Inch Resolution At 300 Feet.

Optimize precision and gain a greater measure of confidence. The OT-4040 provides conservatively specified 0.001-inch resolution at distances up to 300 feet. A third generation fiber-coupled laser diode delivery system ensures exceptional beam coherence over long distances – even in demanding outdoor environments.

Anyone Can Operate It.

Concentrate on your work, not your alignment system. The OT-4040 couldn't be easier to operate. In fact, even first-time operators can be up-and-running in less than five minutes with hardly a glance at the instruction manual. The system is that simple and intuitive.

- **Cost Effective.** Outperforms laser tracking systems in this specific application, at a fraction of the price.
- **Ultra Precise.** Eliminates margin of error associated with subjective manual approaches.
- **Real-Time Feedback.** Enables user to make on-the-spot alignment adjustments.
- **Faster Measurement.** Reduces man hours and facilitates project efficiency.
- **Maximizes Range.** Perform measurements at distances up



to 300 feet.

- **Simultaneous Measurement.** Enables simultaneous measurement from multiple targets.
- **Data Analysis.** Position data can be monitored, stored and analyzed by a computer.

Industrial Strength.

Extreme industrial environments? No problem. The OT-4040 CPU and OT-4040 Target are built to withstand the rigors of day-to-day, on-the floor use.

An Ideal Laser Tracking/Optical Telescope Alternative.

Many consider laser trackers “too much solution” for alignment applications alone. Conversely, optical telescopes, with their slow and subjective performance, are often considered “too little solution”. The OT-4040 provides the best of both worlds: it’s exceptionally accurate, yet simple-to-operate and cost effective. Moreover, the OT-4040 system is optimized for instant, drop-in replacement of optical telescope systems via NAS standard housings. The overriding advantage is multipoint, dynamic, objective measurement – something neither laser trackers nor optical telescopes individually offer.

OT-5000 RLT



The OT-5000 RLT Rotating Laser Target System, in tandem with a rotating laser, is the most comprehensive way to measure flatness, squareness and straightness at distances up to 100 feet.

Dynamically Monitor Your Entire Project.

The OT-5000 RLT enables you to monitor the position of up to twenty targets from the convenience of your laptop or desktop computer – simultaneously, and in real time.

Extensively proven in a wide range of applications worldwide, the OT-5000 is an ideal way to streamline efficiency and reduce man hours.

A compact carrying case (standard) houses the entire system: the OT-5000 RLT Rotating Laser Targets that detect and display the position of the rotating laser, the OT- 5000 DIM Digital Interface Module that provides power for up to twenty OT-5000 RLTs, and the cables.



Silicon Position Sensing Detector

Multiple Target Capability.

Specify as few – or as many – RLT targets required for the job. Each DIM accommodates up to twenty targets in a multidrop configuration.

Exceptional Accuracy.

Optimize precision and gain an added measure of confidence. The OT-5000 provides conservatively-specified 0.001-inch resolution and accuracy via a leading-edge silicon position sensing detector.

Computer Control.

Beam-Trak 5000 software makes it easy to dynamically monitor work in progress. This rich graphical interface displays the position information of all targets simultaneously. One glance at the screen, and you know the precise measurement profile of your entire project. Oversize fonts enable easy readability over great distances.



Moreover, Beam-Trak software enables you to address, control and customize each target from your computer. In fact, the complete range of software commands built into each target is fully controllable via computer.

Compatible With All Rotating Lasers.

The OT-5000 System is plug-and play compatible with all rotating lasers on the market. Four-level autoranging from 0.5mW to 5.0mW and compatibility with all laser tracking speeds from 1 RPM to 1,000 RPM make compatibility instantaneous. Simply plug-in the laser, adjust your targets and begin taking measurements.

CPS-180 Collimated Laser Diode Module



The CPS-180 is a turn-key laser kit which includes a laser, power supply, and kinematic mount providing exceptional power and beam-drift stability with very small beam-divergence. This class 3R visible laser emits at 635 nm and can be finely adjusted for precise positioning via adjustment actuators with the supplied kinematic mount.

This 1mW laser diode setup is ideal for use with the 1L and 2L series Position Sensing Detectors or the PSM modules.

Features

- Complete Kit Includes 635 nm Laser, Power Supply, and Mounting Mechanics.
- Kinematic Mount for Tip/Tilt Adjustment
- Adjustable post and stand



SPC PSM High Speed Position Sensing Module




The SPC PSM High Speed Position Sensing Module is a fully packaged SiTek Electro Optics PSD with an integrated high speed signal processing circuit.

The PSD outputs bipolar voltages representing the position and intensity of the centroid of a light spot on the PSD at bandwidths up to 400kHz. Inputs are available for external adjustment of offset voltages. The SPC PSM is offered in a variety of one dimensional or two dimensional sizes.

Features

- Integrated Electronics with 400kHz Bandwidth Response
- Silicon Linear: 400nm – 1100nm
- Silicon Duolateral: 400nm – 1100nm
- Removable Filter Holder Adapter
- Standard 1/4 – 20 Mounting Holes
- Adjustable Offsets: Diff X, Diff Y, Sum X, Sum Y
- HD15 Connector (5' molded HD15 cable included)



PSM Series Position Sensing Modules



On-Trak Position Sensing Modules are fully packaged position sensing detectors that, when used with an On-Trak position sensing amplifier, provide an analogue output directly proportional to the position of a light spot on the detector active area. Yet, what truly sets them apart is their proprietary, plug-and-play design. Never has position sensing been so convenient...or accurate.

A Plug-And-Play Solution

No more hassling with breadboards, soldering, cutting and wiring. Instead, all On-Trak Positron Sensing Modules (PSMs) incorporate a sub miniature 9-pin connector that plugs directly into any On-Trak Position Sensing Amplifier. Just plug it in and go. It's that simple.

Single, Duo lateral, Quadrant

Select from several distinct configurations; each module contains a linear, duo lateral, tetra lateral, or quadrant position sensing detector. All modules are conveniently packaged to allow simultaneous monitoring of position and light intensity.

Position Sensing Modules come in two package sizes: Standard and Compact. The standard measures 2.8" x 2.45" x 1.125". The compact measures 1.25" x 1.25" x 0.975".

Filters And Filter Holder Adapters

Harsh ambient lighting conditions? No problem. Each module readily accepts a complete range of optional filters to reduce the effect of noise caused by ambient light. Moreover, a filter holder is included with each module at no extra cost.

Standard Mounting Holes

All PSMs feature standard mounting holes for easy mounting with your existing lab equipment. Whether your post and stands are 1/4 - 20 or 8/32, you'll be up and running in a matter of minutes.

Robust Aluminium Housings

On-Trak Position Sensing Modules are encased in rugged aluminium housings to protect your investment.

Features

- Fully Packaged Position Sensing Detectors
- Silicon Linear : 400-1100 nm



Silicon Duolateral : 400-1100 nm

Silicon Quadrant : 400-1100 nm

Germanium Tetra-Lateral : 800-1800 nm

- Removable Filter Holder Adapter
- Standard Mounting Holes
- Plug and Play Compatibility with all ON-TRAK Position Sensing Amplifiers

OT-301DL - Position Sensing Amplifier For Duolateral PSDs



OT-301DL General Description

The OT-301DL printed circuit board amplifier is designed for direct integration into OEM instrumentation. Optimized for duolateral Position Sensing Detectors (PSDs) with selectable bias voltages and three gain ranges, the OT-301DL's circuit elements add, subtract and divide detector signals with exceptional accuracy.

Precision op amps and precision resistor networks provide the final ratio. The analog dividers provide the utmost in linearity over a very wide signal range.

The final stages provide +10% reading adjustment of the X and Y outputs and serve as a high-performance output buffer for driving long cables. The sum signal equals the total detector signal and is proportional to the incident beam power.

Features

- X, Y Analog Position Output Voltage
- Sum Output
- Wide Dynamic Range — Three Decades 103V/A, 104V/A, 105V/A
- DC to 15kHz
- Calibration Adjust X, Y
- Zero Offset Adjust X, Y
- Automatic Detector Bias
- Position Independent of Beam Intensity

The OT-301DL includes a DC-DC converter that can be removed and replaced with an external power source for reducing cost in high-volume OEM applications.

Beam position is calculated from the ratio of signals generated by the PSD's two cathode connections (designated X1 and X2) and two anode connections (Y1 and Y2). Four transimpedance amplifiers on the OT-301DL accurately measure all cathode and anode signal currents.





OT-301SL – Position Sensing Amplifier For Single Axis PSD

OT-301SL General Description

The OT-301SL printed circuit board amplifier is designed for direct integration into OEM instrumentation. Optimized for single-axis Position Sensing Detectors (PSDs) with selectable bias voltages and three gain ranges, the OT-301SL's circuit elements add, subtract and divide signals with exceptional accuracy.

Precision op amps and resistor networks perform addition and subtraction operations; optimized analog dividers provide the final ratio. The analogue divider ensures the utmost in linearity over a very wide signal range.

Features

- Analog Position Output Voltage
- Sum Output
- Wide Dynamic Range – Three Decades 103V/A, 104V/A, 105V/A
- DC to 15kHz
- Calibration Adjust
- Zero Offset Adjust
- Automatic Detector Bias
- Position Independent of Beam Intensity

The final stages provide $\pm 10\%$ reading adjustment of the position output and serve as a high performance output buffer for driving long cables. The sum signal equals the total detector signal and is proportional to the incident beam power.

The OT-301SL includes a DC-DC converter that can be removed and replaced with an external power source for reducing cost in high-volume OEM applications.

Beam position is calculated from the ratios of signals generated by the PSD's two anode connections (designated Y1 and Y2). Dual transimpedance amplifiers on the OT-301SL accurately measure the PSD's anode signal currents. The exact relationship between PSD signal and beam position is as follows: the total detector signal and is proportional to the incident beam power.



OT-302D Display Module - On-Trak



The OT-302D Display Module brings a new level of ease and sophistication to display and analysis of position sensing data collected from the OT-301 Position Sensing Amplifier. Utilize the module in three ways: as a standalone readout system, in tandem with Beamtrak data processing software (included), or with user-programmable routines via RS-232 communication.



OT-302D Display Module features

- LCD Display of Absolute Position
- LCD Backlight
- X, Y Position and Sum Display
- metric (mm) or English (in)
- RS-232 interface
- push button zero offset
- computer controlled or stand alone
- front panel push button control
- high resolution 0.1 micron (0.0001")
- display update control 0.1 to 25.5 second update speed
- calibration features for all size detectors
- fast/slow averaging

OT-301 Position Sensing Amplifier - On-Trak



The OT-301 Position Sensing Amplifier is the easiest, most precise way to process the current output from any position sensing detector (PSD) on the market.



Plug-And-Play... Out Of The Box

Truly plug-and-play, the OT-301 eliminates the hassle of having to design and build a custom amplification solution. Simply plug in the detector, switch on the power, and you're ready to go. The benefit is greater convenience, efficiency and productivity... plus 100% compatibility with your future position sensing needs. The OT-301 pays for itself in no time.

Any Application... Any Detector

From laser beam alignment, to beam centering, to mirror stabilization, the OT-301 is ideal for one- and two-dimensional absolute optical positioning or precision centering and nulling requirements. Read the X-Y position output and SUM output from duolateral, tetralateral, single axis, quadrant and bi-cell PSDs.

Four transimpedance Amplifiers

Four transimpedance amplifier channels and precision signal processing electronics deliver the performance necessary for close-tolerance angle, surface uniformity, flatness, parallelism and straightness measurement.

X, Y Analog Output That's Directly Proportional To Beam Position

The photocurrent generated from the position sensing detector is processed by the four-channel amplifier system using a position sensing algorithm. The result is X and Y analog outputs that are directly proportional to beam position-independent of changes in beam intensity.

Six Gain Settings: 0.1 μ A to 1.5 mA

Six gain settings accommodate input current ranges from 0.1 μ A to 1.5 mA with a frequency response to 15 kHz. A convenient ZERO adjust enables you to electronically move the zero to a relative position on the PSD. A CAL adjust allows calibration to absolute position.

Features


- X, Y analog position output voltages
- sum output

- wide dynamic range: 0.1 μ A to 1.5 mA
- DC to 15kHz
- compatible with all position sensing detectors
- zero offset/nulling
- calibration adjust
- automatic detector bias
- position independent of beam intensity



OT-100 High Speed Position Sensing Amplifier - On-Trak

The OT-100 High Speed Position Sensing Module contains a fully packaged SiTek Electro Optics Signal Processing Circuit (SPC) in a convenient and durable package. The OT-100 is designed to output bipolar voltages representing the position and intensity of a light spot on the PSD at bandwidths of up to 400 kHz. BNC outputs allow simple and fast connection to voltmeters and oscilloscopes. Banana jacks are provided for easy connection to most common power supplies. Plug and play connection to PSM modules and PSDs are made via the DB9 input and supplied DB9 cable.




OT-100 High Speed Position Sensing Amplifier features

- DC to 400 kHz bandwidth response
- dynamic range 25 to 300 μ W (635 nm)
- BNC output voltages: Amplified X1, X2, Y1 and Y2
- differential X and Y
- SUM X and Y
- adjustable SUM and differential offsets
- ± 15 volt input (nominal)
- DB9 PSM input (cable included)
- compatible with silicon linear and silicon duo lateral PSDs

Specifications

- transimpedance gain (V/A): 100.000
- input voltage (max): ± 18 V
- input voltage (nominal): ± 15 V
- input current (max): 23 mA
- output voltage (nominal): ± 12 V
- output noise: 3 mV p-p
- bandwidth: DC- 400 kHz
- slew rate: 13 V/S
- voltage input connectors: 4mm banana
- output connectors: BNC (f)
- PSD input connector: DB9 (f)
- weight: 24 ounces

SEEPOS MEASUREMENT SYSTEM



OT-7000 Laser Alignment System



Now, the most powerful way to measure alignment at distances up to 300 feet is more convenient and flexible than ever. On-Trak Photonics' OT-7000 Laser Alignment System provides an autocentering and wireless solution for performing real-time measurement of multiple targets along a single reference laser line.

Dynamically monitor work as it progresses. The OT-7000 displays X-Y deviation of each measurement target simultaneously-over your Windows based computer, at the RF controller module, or via LED displays located on each target's dedicated CPU.

Used by leading aircraft manufacturers, shipbuilders and the automotive industry, On-Trak Laser Alignment technology is proven to streamline efficiency and significantly reduce man hours. The OT-7000, with its auto-align and wireless capability, will only boost this productivity further.

Auto-Alignment Capability.

Loading stress and thermal changes during the manufacturing process can cause conventional alignment systems to move out of center on the reference target. The OT-7000 compensates for this with an automatic feedback loop that constantly monitors and re-centers the laser via internal motion controllers. User-programmable settings enable you to adjust centering sensitivity levels and feedback sampling rates. Store these values into memory for future recall.

Multi-Target, Wireless Communication.

No more cabling hassles-tangling, storage, damage, routing headaches, etc. The OT-7000's wireless design makes it easy to instantly add or remove measurement targets anywhere along the laser line. RF spread-spectrum technology (902-928 MHz) provides rock-solid wireless communications between key components.

Advanced Computer Control.

Collect and process measurement data with your Windows-based computer. Beam-Trak 7000 software displays X-Y deviation of all targets, enabling you to dynamically monitor work in progress. 0.001-Inch Resolution At 300 Feet. Optimize precision and gain a greater measure of confidence. The OT-7000 provides 0.001-inch resolution at distances up to 300



feet. A third generation fiber-coupled laser diode delivery system ensures exceptional beam quality over long distances.

OT-4040 Alignment Laser System



Introducing an easy, powerful way to perform accurate alignment measurements on the go. The OT-4040 Alignment Laser System enables instant measurement of X-Y deviation, in real-time, at any point on a visible laser reference line – a line extending up to 300 feet long. Dynamically monitor your project as it unfolds. Simply drop a “transparent” measurement target into any standard NAS tooling sphere along the reference line, and take your reading with the attached central processing unit. The OT-4040 Alignment Laser System is extensively proven by aircraft manufacturers, shipbuilders, and the automotive industry. It has significantly streamlined efficiency and reduced man hours in a varied range of challenging alignment applications.

Silicon Position Sensing Detector

A typical system consists of a single Model OT-4040 LL Alignment Laser, OT-4040 TTS4 Transparent Target, OT-4040 TS4 Reference Target, and two OT-4040 Central Processing Units (one CPU for each target). Numerous options are also available.

0.001-Inch Resolution At 300 Feet.

Optimize precision and gain a greater measure of confidence. The OT-4040 provides conservatively specified 0.001-inch resolution at distances up to 300 feet. A third generation fiber-coupled laser diode delivery system ensures exceptional beam coherence over long distances – even in demanding outdoor environments.

Anyone Can Operate It.

Concentrate on your work, not your alignment system. The OT-4040 couldn't be easier to operate. In fact, even first-time operators can be up-and-running in less than five minutes with hardly a glance at the instruction manual. The system is that simple and intuitive.

- **Cost Effective.** Outperforms laser tracking systems in this specific application, at a fraction of the price.
- **Ultra Precise.** Eliminates margin of error associated with subjective manual approaches.
- **Real-Time Feedback.** Enables user to make on-the-spot alignment adjustments.
- **Faster Measurement.** Reduces man hours and facilitates project efficiency.
- **Maximizes Range.** Perform measurements at distances up



to 300 feet.

- **Simultaneous Measurement.** Enables simultaneous measurement from multiple targets.
- **Data Analysis.** Position data can be monitored, stored and analyzed by a computer.

Industrial Strength.

Extreme industrial environments? No problem. The OT-4040 CPU and OT-4040 Target are built to withstand the rigors of day-to-day, on-the floor use.

An Ideal Laser Tracking/Optical Telescope Alternative.

Many consider laser trackers “too much solution” for alignment applications alone. Conversely, optical telescopes, with their slow and subjective performance, are often considered “too little solution”. The OT-4040 provides the best of both worlds: it’s exceptionally accurate, yet simple-to-operate and cost effective. Moreover, the OT-4040 system is optimized for instant, drop-in replacement of optical telescope systems via NAS standard housings. The overriding advantage is multipoint, dynamic, objective measurement – something neither laser trackers nor optical telescopes individually offer.

OT-5000 RLT



The OT-5000 RLT Rotating Laser Target System, in tandem with a rotating laser, is the most comprehensive way to measure flatness, squareness and straightness at distances up to 100 feet.

Dynamically Monitor Your Entire Project.

The OT-5000 RLT enables you to monitor the position of up to twenty targets from the convenience of your laptop or desktop computer – simultaneously, and in real time.

Extensively proven in a wide range of applications worldwide, the OT-5000 is an ideal way to streamline efficiency and reduce man hours.

A compact carrying case (standard) houses the entire system: the OT-5000 RLT Rotating Laser Targets that detect and display the position of the rotating laser, the OT- 5000 DIM Digital Interface Module that provides power for up to twenty OT-5000 RLTs, and the cables.



Silicon Position Sensing Detector

Multiple Target Capability.

Specify as few – or as many – RLT targets required for the job. Each DIM accommodates up to twenty targets in a multidrop configuration.

Exceptional Accuracy.

Optimize precision and gain an added measure of confidence. The OT-5000 provides conservatively-specified 0.001-inch resolution and accuracy via a leading-edge silicon position sensing detector.

Computer Control.

Beam-Trak 5000 software makes it easy to dynamically monitor work in progress. This rich graphical interface displays the position information of all targets simultaneously. One glance at the screen, and you know the precise measurement profile of your entire project. Oversize fonts enable easy readability over great distances.



Moreover, Beam-Trak software enables you to address, control and customize each target from your computer. In fact, the complete range of software commands built into each target is fully controllable via computer.

Compatible With All Rotating Lasers.

The OT-5000 System is plug-and play compatible with all rotating lasers on the market. Four-level autoranging from 0.5mW to 5.0mW and compatibility with all laser tracking speeds from 1 RPM to 1,000 RPM make compatibility instantaneous. Simply plug-in the laser, adjust your targets and begin taking measurements.

OT-2020 Rotating Laser Target System



The OT-2020 Rotating Laser Target System, in tandem with a rotating laser, provides the fastest, most accurate way to measure flatness, squareness and straightness at distances up to 100 feet.

Battery operated for maximum field portability, the OT-2020 is proven in a wealth of applications – many by Fortune 100 companies.

A compact carrying case (standard) contains the entire system: the Model OT-2020 RS1 Remote Sensor that detects the position of the rotating laser light, the Model OT-2020 CPU Central Processing Unit that provides real-time readout of the measurement value, plus several options for additional flexibility and convenience.


Exceptional Accuracy. Optimize precision and gain an added measure of confidence. The OT-2020 RS1 Remote Sensor provides conservatively-specified 0.001-inch resolution and accuracy via a leading-edge silicon position-sensing detector.

Fully Portable. Place the RS1 Remote Sensor into the optional OT-2020 BK Bracket Kit, and conveniently make instantaneous measurements anywhere along the laser beam path. Featuring a heavy magnetic base that activates/deactivates at the flip of a switch, the bracket can be firmly – and instantly – secured anywhere on the measurement surface or tool.

Ultra-Simple Operation. Concentrate on your work, not your rotating laser system. The OT-2020's CPU is refreshingly simple to operate. Minimized, straightforward controls enable you to be up-and-running with barely a glance at the instructions. Yet, there is no sacrifice to performance. The CPU provides all key functionality, including pulse averaging, zero offset and a serial communications port.

Industrial Strength. Encased in robust, custom machined aluminum housings, the OT-2020 CPU and RS1 readily withstand the rigors of extreme industrial environments. We've seen systems scratched, dented and covered in grime – yet perform flawlessly after years of continuous service.

Compatible With All Rotating Lasers. The OT-2020 System is plug-and-play compatible with all rotating lasers on the market. Four-level autoranging from 0.3mW to 3.0mW and



compatibility with all laser tracking speeds from 1 RPM to 1,000 RPM make compatibility instantaneous. Simply plug-in the laser, adjust your targets and begin taking measurements.